



FLEISHMAN
HILLARD

TRUE GLOBAL
INTELLIGENCE

2021 HEALTH CHECKUP SURVEY – U.S. WOMEN’S PERSPECTIVES ON HEALTH ISSUES, INEQUITIES AND WELL-BEING

March 2021

“Every day, through our actions, and in the way we lead, talk, question and act, we challenge norms, transform habits, change laws, take action and inspire others to create a world without gender-based discrimination. We are Generation Equality rising.”

- UN Women

THE PURPOSE OF THIS SURVEY IS TO UNDERSTAND THE STATE OF U.S. WOMEN IN 2021 IN TERMS OF THE ISSUES THAT THEY FACE, THEIR WELL-BEING AND HEALTH.

THIS SURVEY EXPLORES:

- **SOCIETAL CHALLENGES THAT WOMEN FACE IN THE U.S.**
- **HEALTHCARE ISSUES THAT NEED TO BE ADDRESSED**
- **WOMEN AND MENTAL HEALTH**
- **THE IMPACT OF HEALTH INEQUITIES**
- **TRUST AND EXPECTATIONS OF HEALTHCARE INSTITUTIONS**

METHODOLOGY

***TRUE Global Intelligence**, the in-house research practice of FleishmanHillard, fielded an online survey of 1,236 women 18 years and older in the United States from December 15–28, 2020, including an oversample of Black, Hispanic and Asian American women.*

Data have been weighted by gender and age.

	Sample Size
<i>Total U.S. Women</i>	n= 489
<i>Black/African American Oversample Women</i>	n=256
<i>Hispanic/Latinx Oversample Women</i>	n=246
<i>Asian Oversample Women</i>	n=245

WE LEARNED ...

SOCIETAL CHALLENGES THAT WOMEN FACE IN THE U.S.

- 1** *Half of American women have felt limited due to their gender at least once in their lives — with an average of 7 times in their lifetime. This number increases to 9 times for Black, Hispanic and Asian women.*
- 2** *The most critical challenge that prevents women from reaching their full potential in the U.S. is being heard and lack of respect, recognition and encouragement from men, society, family/friends and professional peers.*
- 3** *A culture and a government that does not ensure that all women are protected from physical harm and one that creates policies that prevent women from having sexual and reproductive choices hold women back.*

WE LEARNED ...

WOMEN'S HEALTH ISSUES THAT NEED TO BE ADDRESSED

- 1** *Public health issues (such as access to healthcare and ending food insecurity) and creating measures to stop violence against women are the most important issues facing women in the U.S. today.*
- 2** *Women believe that it is the government's responsibility to create measures to stop violence against women, provide access to affordable healthcare, and ensure that all Americans have housing and enough food.*
- 3** *American women also expect pharmaceutical companies to take responsibility and reduce the costs of prescription drugs, and health insurance companies to provide access to mental health services.*

WE LEARNED ...

WOMEN AND MENTAL HEALTH

- 1** *There is a significant need for professional help for women living with mental health conditions in the U.S. Nearly one-third of women by the end of 2020 received professional help for a mental health condition and another one-fourth of women were not able to receive help which they felt they needed.*
- 2** *Cost, lack of time and lack of insurance pose significant barriers to women accessing mental health support. This problem will likely increase with nearly one-third of women anticipating needing professional help for a mental health condition (such as depression, anxiety, Obsessive-Compulsive Disorder (OCD), etc.) in 2021.*
- 3** *The workplace is not easily a source for support. Women say that they will be least likely to turn to their employers as a support for their mental well-being.*

WE LEARNED ...

THE IMPACT OF HEALTH INEQUITIES

- 1** *Health inequities represent a significant risk to women in the U.S. One-third of women have experienced health inequities and nearly 3 out of 5 have experienced these inequities in 2020 alone.*
- 2** *As a result of health inequities experienced in 2020, 1 out of 4 women were not able to afford testing to diagnose or prevent diseases and lacked access to quality healthcare.*
- 3** *2021 is the reckoning — a time where U.S. women feel that health inequities related to poverty and race/ethnicity must be addressed and expect government to take the lead in closing these gaps.*

WE LEARNED ...

WOMEN'S TRUST AND EXPECTATIONS OF HEALTHCARE INSTITUTIONS

- 1** *2021 is marked by limited trust in healthcare institutions to do what is right, with the exception of HCPs. The breakdown and erosion of trust is driven by drug pricing in the U.S. — best exemplified by the cost of insulin.*
- 2** *The healthcare challenges women anticipate facing in 2021 center on access to quality healthcare, unemployment and not being able to afford prescription medication and health insurance. The way forward for healthcare in the U.S. in 2021 is a path of treatment affordability and access for women.*
- 3** *The fast-track process for the vaccines has raised the bar for innovation, and women question if that same approach can now be used to develop better treatments for chronic diseases and life-threatening illnesses.*

**SOCIETAL CHALLENGES THAT WOMEN FACE
IN THE U.S.**

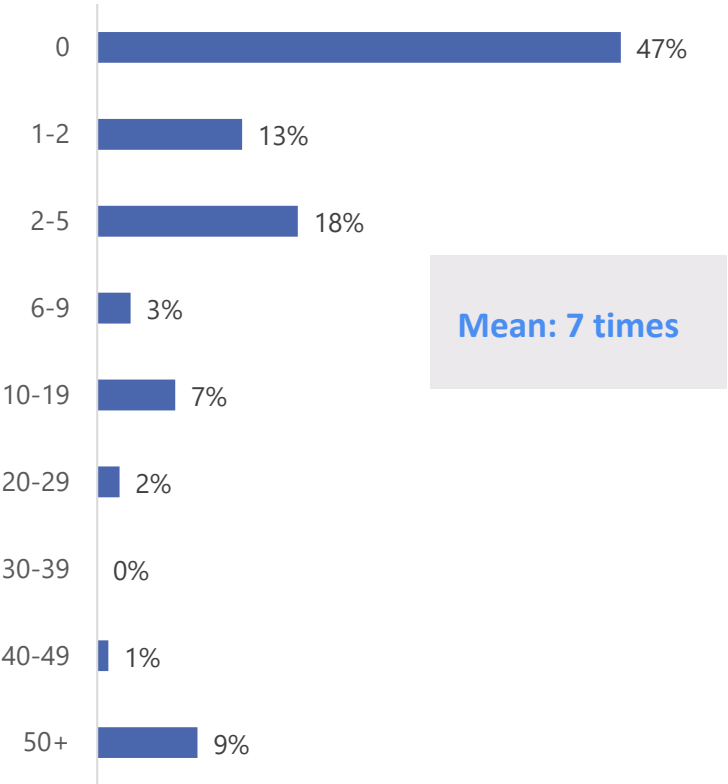
Half of American women have felt limited due to their gender at least once in their lives — with an average of 7 times over the course of their lifetimes.

On average, Black, Hispanic and Asian women have felt limited due to their gender 9 times in their lifetime. Only 1 out of 4 women feel very optimistic (24%) that U.S. women will achieve gender equality in the next four years — the duration of the new U.S. presidency.

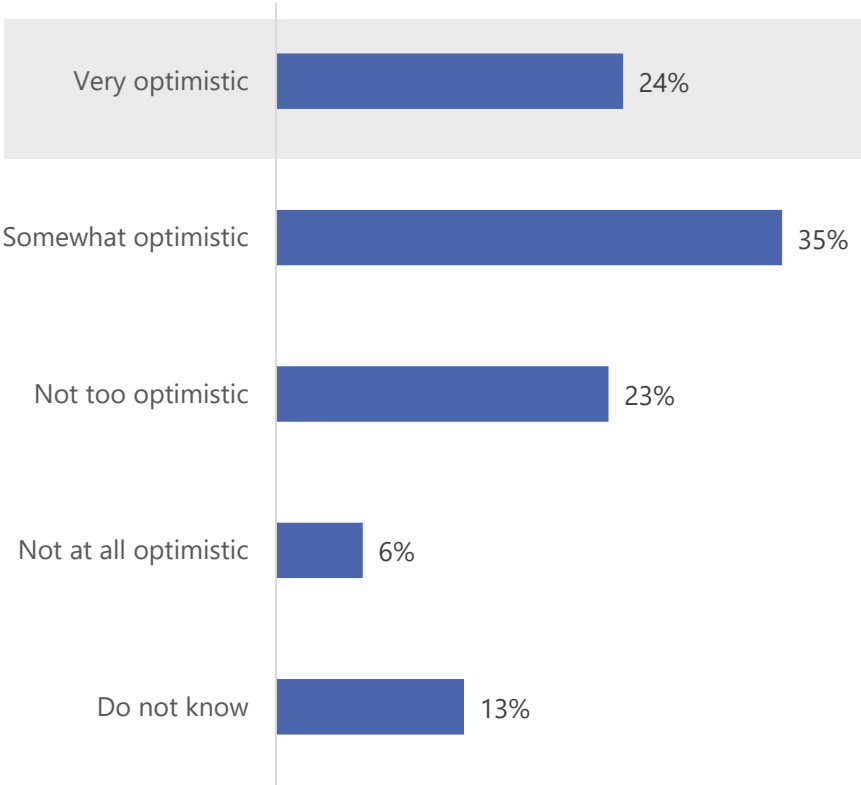
The most critical challenge that prevents women from reaching their full potential in the U.S. is being heard and a lack of respect, recognition and encouragement from men, society, family/friends and professional peers (43%). Over 20% of women also cite a culture and government that does not ensure that all women are protected from physical harm (24%) and policies that prevent having sexual and reproductive choices (21%).

Half of American women have felt limited due to their gender at least once in their lives — with an average of 7 times in their lifetimes. Only a quarter feel very optimistic that they will achieve gender equality over the next four years.

Number of Times Felt Limited Due to Gender



Optimism of U.S. women achieving gender equality in the next 4 years



Base size: n=489

W1. How many times in your life have you felt limited because of your gender?

W2. How optimistic do you feel about women achieving gender equality in the U.S., that is having the same rights, responsibilities and opportunities as men over the next four years?

Times Felt Limited in Life Due to Gender

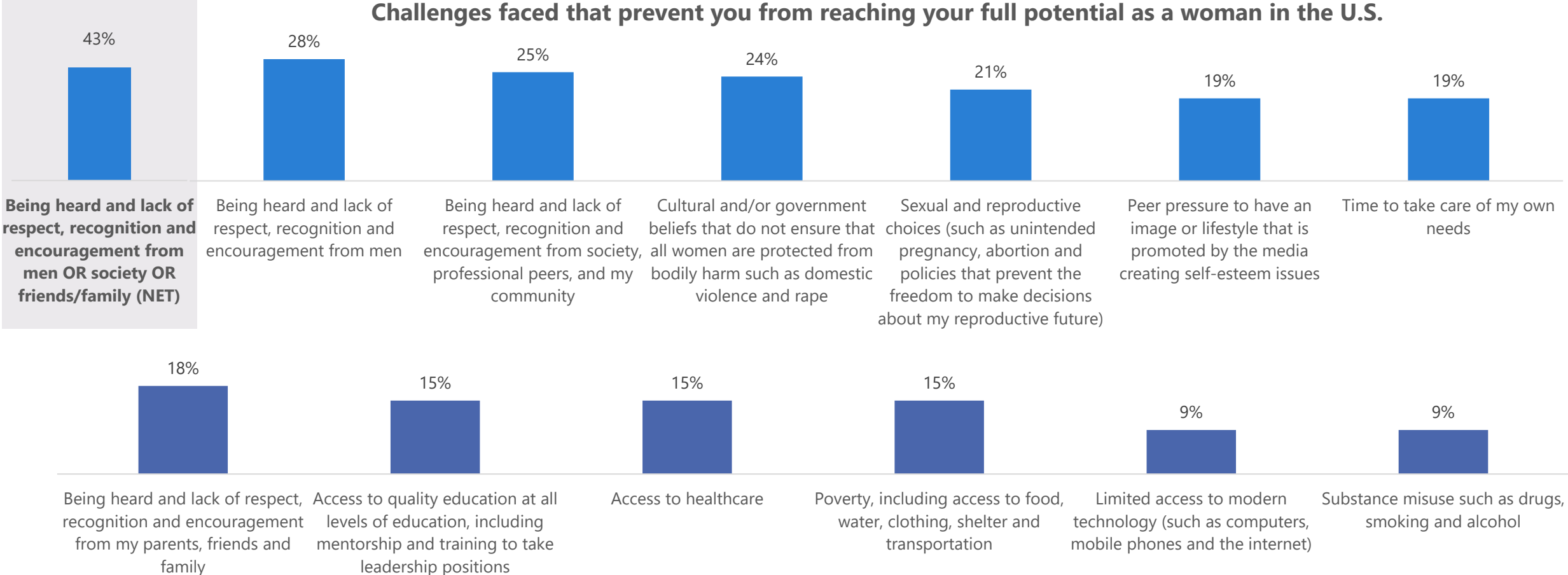
W1. How many times in your life have you felt limited because of your gender?				
	Total GenPop Women	Black/AA Oversample Women	Hispanic Oversample Women	Asian Oversample Women
	n=489	n=256	n=246	n=245
0	47%	35%	40%	39%
1-2	13%	25%	16%	16%
3-5	18%	16%	17%	16%
6-9	3%	5%	4%	4%
10-19	7%	5%	7%	10%
20-29	2%	3%	4%	4%
30-39	0%	0%	0%	0%
40-49	1%	0%	1%	0%
50+	9%	11%	10%	10%
Mean	7	9	9	9

Optimism About Women Achieving Gender Equality in the Next Four Years

W2. How optimistic do you feel about women achieving gender equality in the U.S., that is having the same rights, responsibilities and opportunities as men over the next four years?				
	Total GenPop Women	Black/AA Oversample Women	Hispanic Oversample Women	Asian Oversample Women
	n=489	n=256	n=246	n=245
Optimistic (NET)	58%	64%	66%	57%
Very optimistic	24%	27%	27%	18%
Somewhat optimistic	35%	38%	39%	39%
Not too optimistic	23%	20%	18%	27%
Not at all optimistic	6%	6%	7%	6%
Do not know	13%	10%	9%	10%

Nearly half of women cite not being heard and a lack of respect from men, society and their community, and a quarter cite the government not protecting women from physical harm and policies that do not provide sexual or reproductive choices as top barriers from reaching their full potential.

Challenges faced that prevent you from reaching your full potential as a woman in the U.S.



Base size: n=489
W3. Which of the following are challenges you face that you feel prevent you from reaching your full potential as a woman in the U.S. today?

Challenges that prevent women from reaching their full potential in the U.S. today

W3. Which of the following are challenges you face that you feel prevent you from reaching your full potential as a woman in the U.S. today?	Total GenPop Women	Black/AA Oversample Women	Hispanic Oversample Women	Asian Oversample Women
	n=489	n=256	n=246	n=245
Being heard and a lack of respect, recognition and encouragement from men OR Being heard and lack of respect, recognition and encouragement from society, professional peers and my community OR Being heard and lack of respect, recognition and encouragement from my parents, friends and family (NET)	43%	42%	54%	52%
Being heard and lack of respect, recognition and encouragement from men	28%	20%	33%	33%
Being heard and lack of respect, recognition and encouragement from society, professional peers and my community	25%	27%	32%	32%
Cultural and/or government beliefs that do not ensure that all women are protected from bodily harm such as domestic violence and rape	24%	27%	23%	32%
Sexual and reproductive choices (such as unintended pregnancy, abortion and policies that prevent the freedom to make decisions about my reproductive future)	21%	19%	31%	31%
Peer pressure to have an image or lifestyle that is promoted by the media creating self-esteem issues	19%	16%	27%	30%
Time to take care of my own needs	19%	20%	22%	28%
Being heard and lack of respect, recognition and encouragement from my parents, friends and family	18%	18%	24%	20%
Access to quality education at all levels of education, including mentorship and training to take leadership positions	15%	13%	18%	22%
Access to healthcare	15%	13%	16%	16%
Poverty, including access to food, water, clothing, shelter and transportation	15%	13%	17%	14%
Limited access to modern technology (such as computers, mobile phones and the internet)	9%	11%	11%	10%
Substance misuse such as drugs, smoking and alcohol	9%	12%	12%	8%
None of the above	30%	22%	20%	19%

HEALTHCARE ISSUES THAT NEED TO BE ADDRESSED

Public health and safety from violence are the most important issues facing women in the U.S.

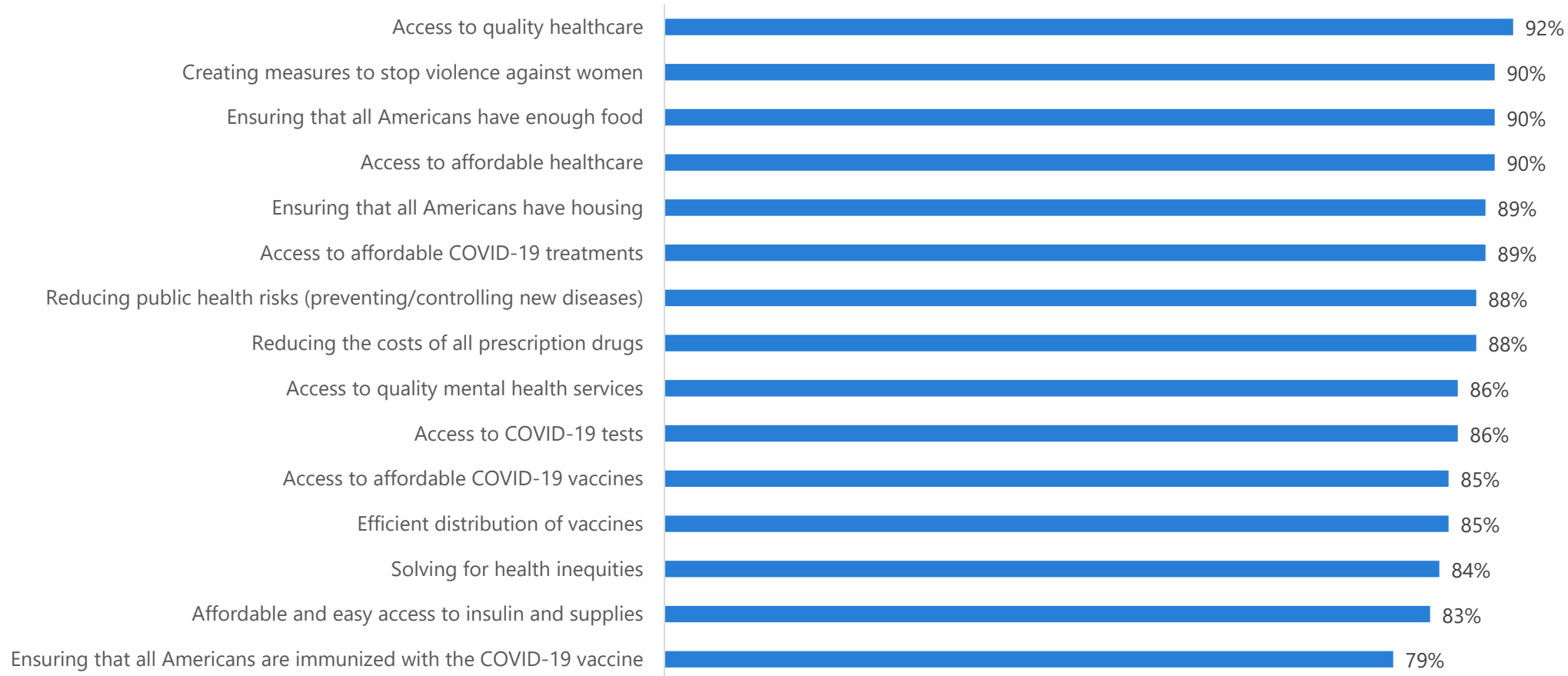
The majority of women say that access to quality and affordable healthcare (94%), creating measures to stop violence against women (90%), and ensuring that all Americans have enough food (90%) are the most important issues facing Americans today.

Reducing the cost of prescription drugs (88%) and access to quality mental health (86%) are important issues to nearly 9 out of 10 women.

Access to quality healthcare and helping to stop violence against women are two of the most important issues for women in 2021.

Importance of Issues in 2021

Showing Very Important/Somewhat Important



94% say access to quality and affordable healthcare (net)

Importance of Issues in 2021

ISS1. Thinking about 2021, how important are each of the following to you? <i>(Scale: Not at all important, Not too important, Somewhat important, Very important, Not sure)</i>				
<i>SHOWING % SAYING "IMPORTANT"</i>	Total GenPop Women	Black/AA Oversample Women	Hispanic Oversample Women	Asian Oversample Women
	n=489	n=256	n=246	n=245
Access to quality and affordable healthcare (Net)	94%	91%	96%	97%
Access to quality healthcare	92%	85%	92%	93%
Creating measures to stop violence against women	90%	85%	93%	92%
Ensuring that all Americans have enough food	90%	84%	92%	93%
Access to affordable healthcare	90%	88%	91%	94%
Ensuring that all Americans have housing	89%	84%	90%	90%
Access to affordable COVID-19 treatments	89%	80%	91%	93%
Reducing public health risks (preventing/controlling new diseases)	88%	84%	88%	94%
Reducing the costs of all prescription drugs	88%	82%	90%	90%
Access to quality mental health services	86%	88%	90%	90%
Access to COVID-19 tests	86%	80%	90%	92%
Access to affordable COVID-19 vaccines	85%	82%	83%	91%

Continued on next page

Importance of Issues in 2021 (Cont.)

ISS1. Thinking about 2021, how important are each of the following to you? <i>(Scale: Not at all important, Not too important, Somewhat important, Very important, Not sure)</i>				
<i>SHOWING % SAYING "IMPORTANT"</i>	Total GenPop Women	Black/AA Oversample Women	Hispanic Oversample Women	Asian Oversample Women
	n=489	n=256	n=246	n=245
Efficient distribution of vaccines	85%	80%	85%	92%
Solving for health inequities	84%	83%	86%	89%
Affordable and easy access to insulin and supplies	83%	80%	90%	88%
Ensuring that all Americans are immunized with the COVID-19 vaccine	79%	74%	82%	90%

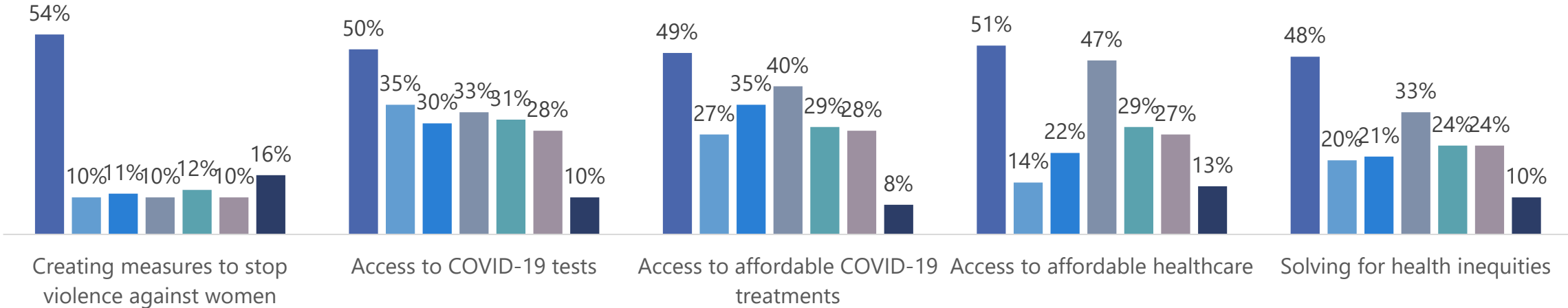
Who is responsible for solving for U.S. public health issues?

Over half of women say that it's the government's responsibility to create measures to stop violence against women (54%), provide access to affordable healthcare (51%), and ensure that all Americans have housing (55%) and enough food (56%).

About half of women (51%) say that it is the pharmaceutical companies' responsibility to reduce the costs of prescription drugs in addition to government (45%). Four out of 10 women say that it is the health insurance companies' responsibility to provide access to quality healthcare (46%) and quality mental health services (42%).

Most women hold the government responsible for creating measures to stop violence against women and for improving access to healthcare and medical treatment.

Responsibility to Solve for Issues in 2021

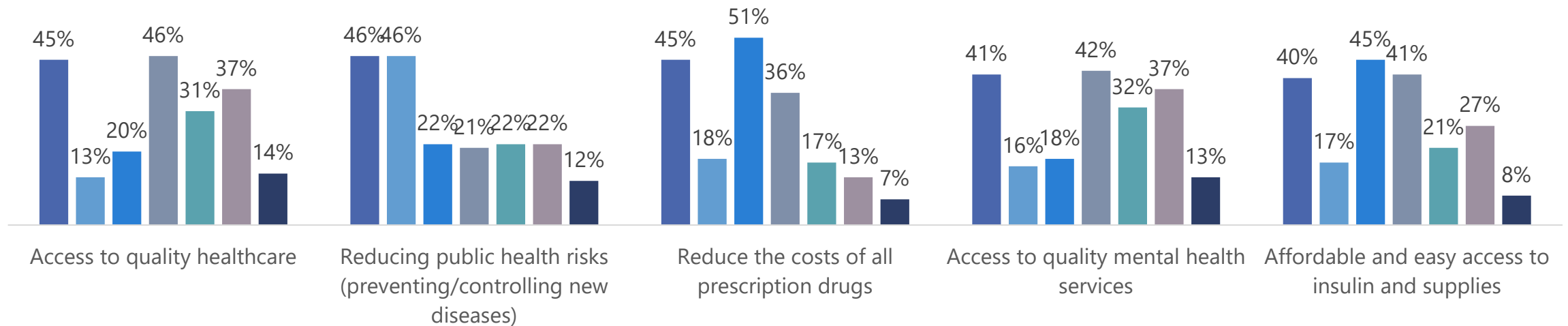


■ Federal Gov't ■ CDC ■ Pharmaceutical Companies ■ Health Insurance Companies ■ Hospital Networks ■ Healthcare Providers/Doctors ■ Companies as Employers

ISS2. Whose responsibility is it to solve for these issues in 2021? Base size: n=489

Pharmaceutical companies are perceived as responsible for reducing prescription drugs costs while health insurance companies are responsible for access to quality healthcare and mental health services.

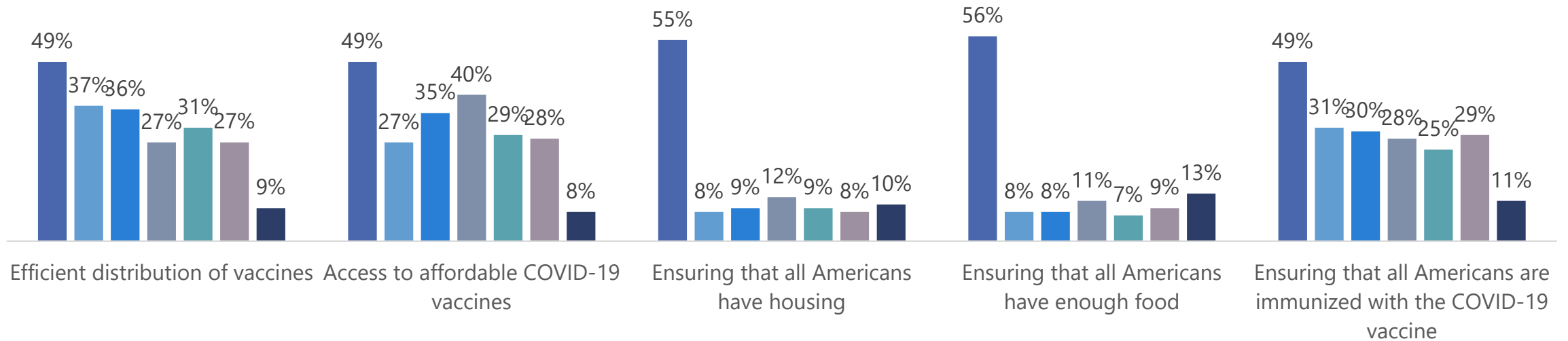
Responsibility to Solve for Issues in 2021



■ Federal Gov't ■ CDC ■ Pharmaceutical Companies ■ Health Insurance Companies ■ Hospital Networks ■ Healthcare Providers/Doctors ■ Companies As Employers

More than half of women believe the federal government is responsible for ensuring all Americans have housing and food access.

Responsibility to Solve for Issues in 2021



■ Federal Gov't
 ■ CDC
 ■ Pharmaceutical Companies
 ■ Health Insurance Companies
 ■ Hospital Networks
 ■ Healthcare Providers/Doctors
 ■ Companies As Employers

Responsibility to Solve for Issues in 2021

ISS2. Whose responsibility is it to solve for these issues in 2021?								
<i>SHOWING % for Total GenPop Women</i> n=489	Federal Gov't	CDC	Pharmaceutical Companies	Health Insurance Companies	Hospital Networks	Healthcare Providers/ Doctors	Companies As Employers	None of these
Solving for health inequities	48%	20%	21%	33%	24%	24%	10%	15%
Access to quality healthcare	45%	13%	20%	46%	31%	37%	14%	10%
Access to affordable healthcare	51%	14%	22%	47%	29%	27%	13%	11%
Reduce the costs of all prescription drugs	45%	18%	51%	36%	17%	13%	7%	10%
Access to quality mental health services	41%	16%	18%	42%	32%	37%	13%	12%
Reducing public health risks (preventing/controlling new diseases)	46%	46%	22%	21%	22%	22%	12%	11%
Access to affordable COVID-19 vaccines	52%	30%	42%	37%	24%	24%	10%	10%
Access to COVID-19 tests	50%	35%	30%	33%	31%	28%	10%	10%
Access to affordable COVID-19 treatments	49%	27%	35%	40%	29%	28%	8%	11%
Efficient distribution of vaccines	49%	37%	36%	27%	31%	27%	9%	11%
Ensuring that all Americans are immunized with the COVID-19 vaccine	49%	31%	30%	28%	25%	29%	11%	17%
Creating measures to stop violence against women	54%	10%	11%	10%	12%	10%	16%	21%
Ensuring that all Americans have enough food	56%	8%	8%	11%	7%	9%	13%	20%
Ensuring that all Americans have housing	55%	8%	9%	12%	9%	8%	10%	20%
Affordable and easy access to insulin and supplies	40%	17%	45%	41%	21%	27%	8%	11%

Responsibility to Solve for Issues in 2021

ISS2. Whose responsibility is it to solve for these issues in 2021?								
<i>SHOWING % for Black/African American Oversample Women n=256</i>	Federal Gov't	CDC	Pharmaceutical Companies	Health Insurance Companies	Hospital Networks	Healthcare Providers/ Doctors	Companies As Employers	None of these
Ensuring that all Americans have housing	51%	10%	11%	13%	12%	14%	11%	12%
Ensuring that all Americans have enough food	48%	12%	12%	16%	13%	13%	9%	14%
Creating measures to stop violence against women	46%	10%	15%	16%	15%	14%	17%	17%
Access to affordable COVID-19 vaccines	46%	29%	33%	31%	23%	25%	7%	13%
Access to COVID-19 tests	45%	29%	25%	32%	34%	25%	11%	10%
Solving for health inequities	43%	18%	18%	28%	24%	29%	11%	15%
Access to affordable healthcare	43%	14%	20%	39%	23%	23%	17%	12%
Access to affordable COVID-19 treatments	42%	28%	30%	33%	27%	27%	13%	13%
Access to quality healthcare	41%	15%	17%	40%	32%	31%	12%	11%
Efficient distribution of vaccines	41%	32%	29%	28%	26%	30%	10%	12%
Access to quality mental health services	40%	16%	18%	34%	32%	32%	14%	12%
Ensuring that all Americans are immunized with the COVID-19 vaccine	40%	30%	23%	24%	22%	24%	9%	16%
Reducing public health risks (preventing/controlling new diseases)	39%	39%	25%	25%	21%	23%	9%	11%
Reduce the costs of all prescription drugs	38%	12%	45%	34%	19%	19%	12%	11%
Affordable and easy access to insulin and supplies	37%	15%	35%	38%	26%	25%	10%	12%

Responsibility to Solve for Issues in 2021

ISS2. Whose responsibility is it to solve for these issues in 2021?								
<i>SHOWING % for Hispanic/Latinx Oversample Women</i> n=246	Federal Gov't	CDC	Pharmaceutical Companies	Health Insurance Companies	Hospital Networks	Healthcare Providers/ Doctors	Companies As Employers	None of these
Ensuring that all Americans have enough food	60%	15%	9%	16%	16%	13%	15%	10%
Ensuring that all Americans have housing	60%	13%	11%	17%	15%	13%	13%	10%
Access to affordable healthcare	54%	18%	27%	46%	25%	30%	14%	9%
Creating measures to stop violence against women	54%	12%	14%	19%	16%	22%	24%	12%
Access to affordable COVID-19 vaccines	53%	29%	35%	41%	34%	29%	13%	7%
Solving for health inequities	50%	26%	24%	35%	33%	27%	16%	9%
Reducing public health risks (preventing/controlling new diseases)	50%	42%	23%	28%	33%	29%	14%	9%
Access to affordable COVID-19 treatments	50%	32%	34%	40%	32%	31%	11%	9%
Efficient distribution of vaccines	50%	35%	33%	34%	31%	30%	13%	10%
Access to COVID-19 tests	49%	38%	34%	39%	37%	33%	13%	9%
Ensuring that all Americans are immunized with the COVID-19 vaccine	49%	34%	29%	37%	28%	32%	12%	14%
Reduce the costs of all prescription drugs	49%	22%	46%	42%	24%	23%	9%	7%
Affordable and easy access to insulin and supplies	49%	25%	42%	44%	28%	32%	11%	7%
Access to quality healthcare	48%	15%	21%	50%	30%	38%	16%	9%
Access to quality mental health services	45%	17%	21%	42%	38%	37%	16%	9%

Responsibility to Solve for Issues in 2021

ISS2. Whose responsibility is it to solve for these issues in 2021?								
<i>SHOWING % for Asian Oversample Women</i> n=245	Federal Gov't	CDC	Pharmaceutical Companies	Health Insurance Companies	Hospital Networks	Healthcare Providers/ Doctors	Companies As Employers	None of these
Ensuring that all Americans have enough food	66%	13%	12%	11%	11%	9%	15%	12%
Ensuring that all Americans have housing	65%	12%	12%	14%	13%	8%	16%	12%
Creating measures to stop violence against women	64%	16%	10%	18%	21%	18%	24%	13%
Efficient distribution of vaccines	63%	47%	43%	31%	43%	35%	13%	4%
Access to affordable COVID-19 vaccines	62%	42%	50%	50%	35%	32%	18%	3%
Access to affordable COVID-19 treatments	62%	34%	42%	52%	44%	35%	15%	2%
Ensuring that all Americans are immunized with the COVID-19 vaccine	62%	46%	40%	36%	39%	37%	17%	7%
Access to affordable healthcare	61%	23%	27%	60%	36%	32%	22%	3%
Reducing public health risks (preventing/controlling new diseases)	60%	55%	24%	29%	35%	31%	18%	4%
Access to COVID-19 tests	60%	44%	35%	47%	47%	40%	17%	4%
Solving for health inequities	60%	28%	32%	42%	34%	31%	19%	6%
Access to quality healthcare	59%	27%	24%	54%	42%	39%	20%	4%
Access to quality mental health services	52%	20%	21%	44%	37%	42%	20%	5%
Reduce the costs of all prescription drugs	51%	22%	56%	47%	33%	23%	15%	3%
Affordable and easy access to insulin and supplies	50%	23%	53%	50%	38%	35%	13%	4%

WOMEN AND MENTAL HEALTH

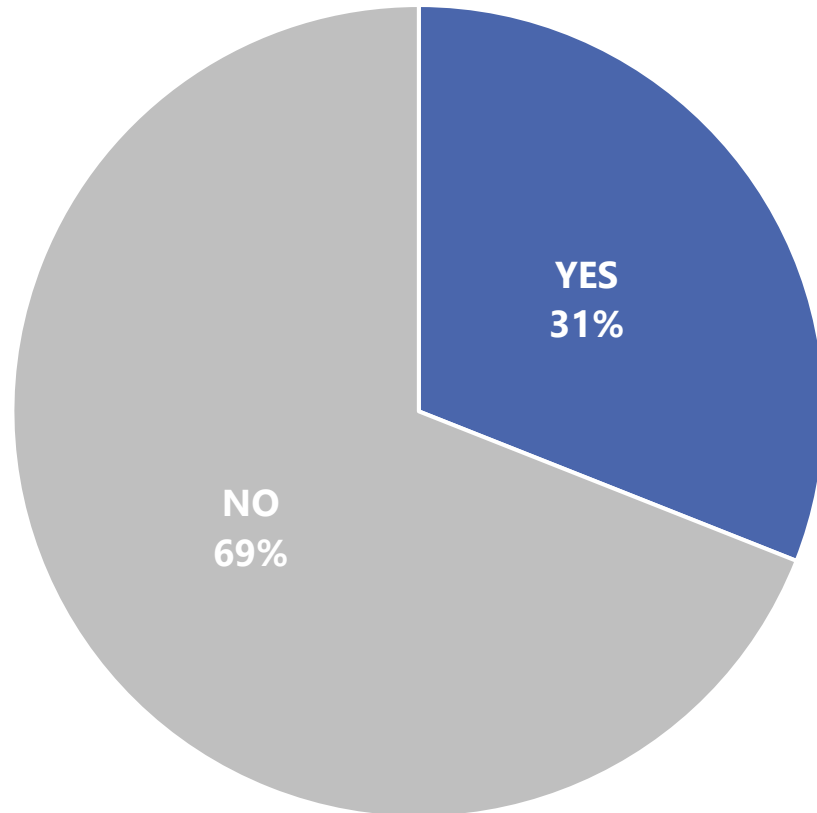
There is a significant need for professional help for women living with mental health conditions in the U.S.

While nearly one-third of women (31%) in 2020 received professional help for a mental health condition (such as depression, anxiety, OCD, etc.), a quarter of women (26%) were not able to receive help for a mental health condition but felt that they needed it. This unmet need was even higher for Black (30%) and Hispanic (36%) women.

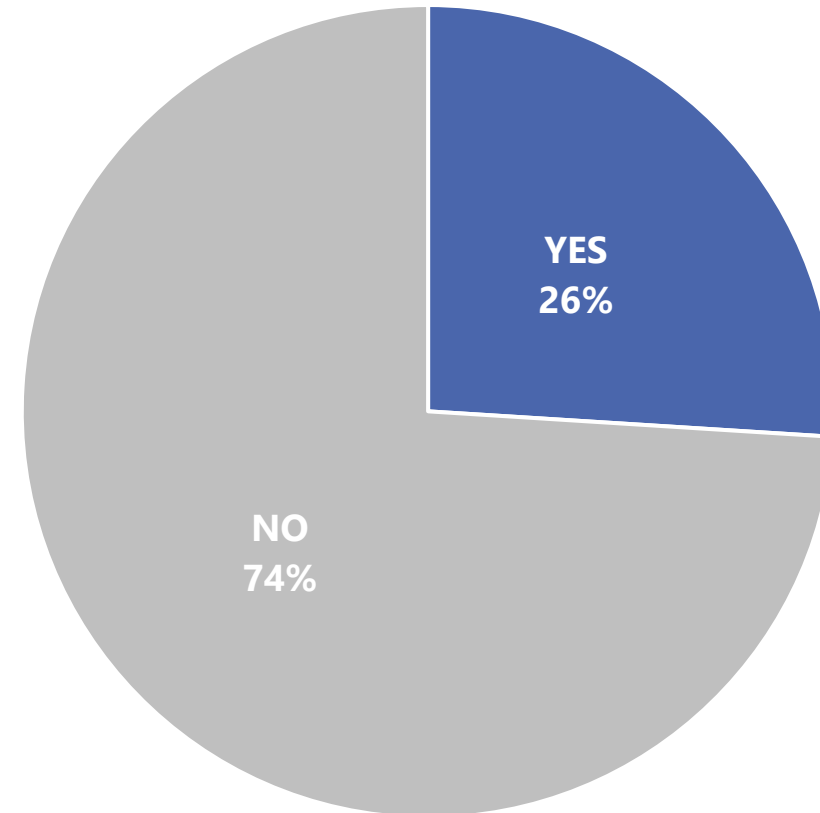
Cost (36%), lack of time (27%) and lack of insurance (25%) were most often cited as barriers to accessing mental health support. Other key barriers were the perceived stigma associated with seeking treatment (23%) and difficulty finding a mental health professional that could meet online (22%).

A third of women received professional help for a mental health condition in the past year, while a quarter have not, but felt they needed it.

Have you received professional help for a mental health condition (such as depression, anxiety, OCD, etc.) in the past year?



Have you not been able to receive help for a mental health condition in the past year but felt that you needed it?



Base size: n=489

MH2. Have you received professional help for a mental health condition (such as depression, anxiety, OCD, etc.) in the past year?

MH3. Have you not been able to receive help for a mental health condition in the past year but felt that you needed it?

Professional Help for Mental Health Condition

MH2. Have you received professional help for a mental health condition (such as depression, anxiety, OCD, etc.) in the past year?				
	Total GenPop Women	Black/AA Oversample Women	Hispanic Oversample Women	Asian Oversample Women
	n=489	n=256	n=246	n=245
Yes	31%	35%	35%	24%
No	69%	65%	65%	76%

MH3. Have you not been able to receive help for a mental health condition in the past year but felt that you needed it?				
	Total GenPop Women	Black/AA Oversample Women	Hispanic Oversample Women	Asian Oversample Women
	n=489	n=256	n=246	n=245
Yes	26%	30%	36%	20%
No	74%	70%	64%	80%

Cost, time and lack of medical insurance are the top reasons why women did not seek professional help, even when they felt they needed it.

Reasons Unable to Receive Help for Mental Health Condition



[IF MH3=YES] Base size: n=128
MH4. Why have you not been able to receive help for a mental health conditions in the past year?

Reasons Not Been Able to Receive Mental Health Help

<i>[IF MH3=YES]</i>				
MH4. Why have you not been able to receive help for a mental health conditions in the past year?				
	Total GenPop Women	Black/AA Oversample Women	Hispanic Oversample Women	Asian Oversample Women
	n=128	n=77*	n=89*	n=50*
Too expensive	36%	31%	38%	34%
Do not have the time	27%	18%	22%	24%
Lack of medical insurance	25%	23%	29%	28%
Worried about what others would think or say about me seeing a mental health professional	23%	30%	19%	30%
Not able to find a professional that could meet online using a video meeting	22%	18%	17%	8%
No privacy at home to speak to a professional	21%	18%	22%	26%
Could not find professionals that were specialized in the treatment needed	20%	26%	17%	24%
Not able to find a professional that was like me (such as the same age, gender or ethnicity)	20%	26%	17%	28%
Other	5%	4%	6%	0%

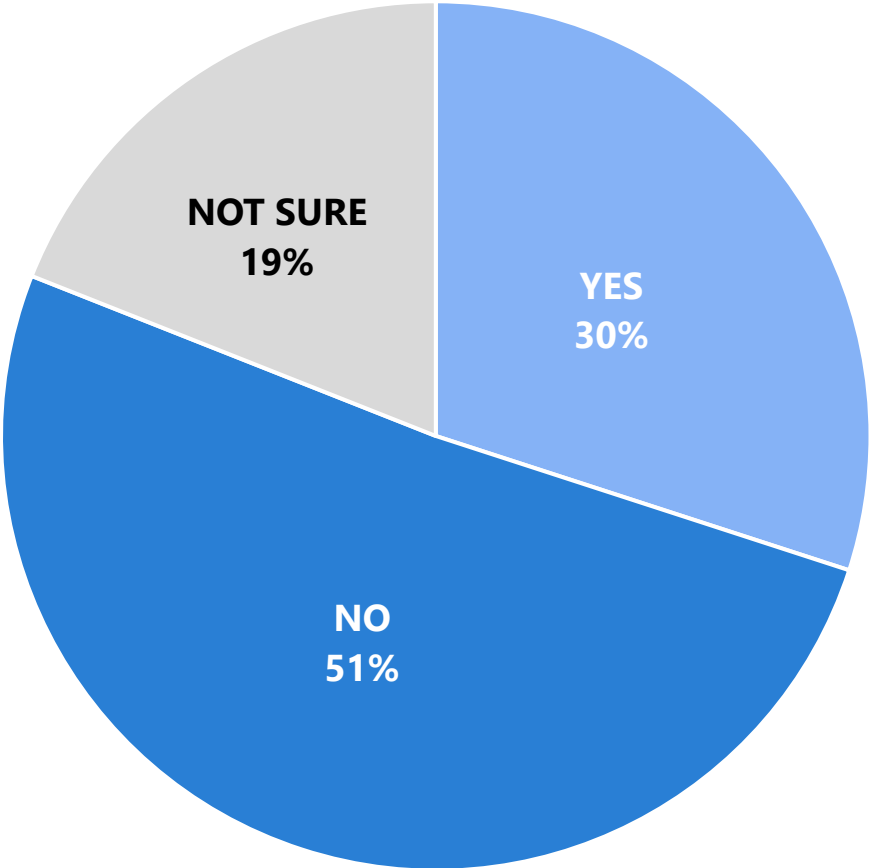
Looking ahead into 2021, there continues to be a need for professional help for women living with mental health conditions.

Nearly one-third of women (30%) anticipate needing to receive professional help for a mental health condition (such as depression, anxiety, OCD, etc.) in 2021. This need is even higher for Black (33%) and Hispanic (32%) women.

In 2021, women will turn to friends and family (54%) and their primary care doctors (39%) for sources of help for their mental well-being. One in 5 will turn to psychologists (21%) and psychiatrists (21%). Women are least likely to turn to their employers (8%) as a support for their mental well-being.

Nearly a third of women say they will need professional help for a mental health condition in 2021.

Will you need to receive professional help for a mental health condition (such as depression, anxiety, OCD, etc.) in 2021?



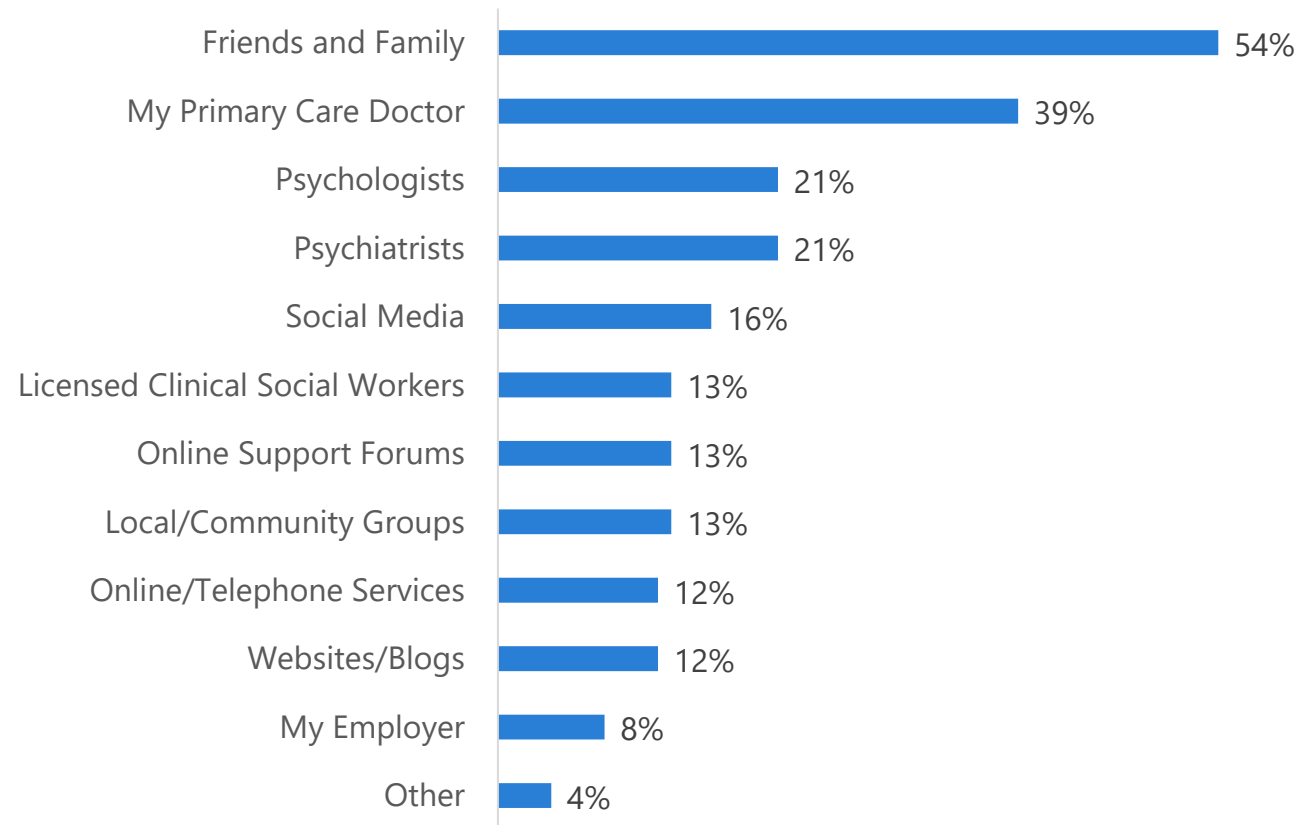
Base size: n=489
MH5. Will you need to receive professional help for a mental health condition (such as depression, anxiety, OCD, etc.) in 2021?

Need to Receive Professional Help in 2021

MH5. Will you need to receive professional help for a mental health condition (such as depression, anxiety, OCD, etc.) in 2021?				
	Total GenPop Women	Black/AA Oversample Women	Hispanic Oversample Women	Asian Oversample Women
	n=489	n=256	n=246	n=245
Yes	30%	33%	32%	15%
No	51%	48%	40%	59%
Not sure	19%	19%	28%	26%

Half of American women will seek friends and family as a source for their mental well-being, followed by health professionals such as primary care doctors, psychologists and psychiatrists.

Sources for Mental Well-Being



Sources for Mental Well-Being

MH1. Which of the following sources of help are you able to turn to for your mental well-being?				
	Total GenPop Women	Black/AA Oversample Women	Hispanic Oversample Women	Asian Oversample Women
	n=489	n=256	n=246	n=245
Friends and Family	54%	40%	55%	62%
My Primary Care Doctor	39%	36%	26%	26%
Psychologists	21%	18%	24%	20%
Psychiatrists	21%	14%	25%	17%
Social Media	16%	19%	21%	22%
Licensed Clinical Social Workers	13%	14%	14%	10%
Online Support Forums	13%	14%	14%	16%
Local/Community Groups	13%	14%	12%	16%
Online/Telephone Services	12%	15%	13%	11%
Websites/Blogs	12%	11%	15%	17%
My Employer	8%	9%	12%	9%
Other	4%	6%	3%	4%

THE IMPACT OF HEALTH INEQUITIES

Health inequities represent a significant risk to U.S women.

Health inequities have been experienced by one-third of women (29%) with more than 3 out of 5 (69%) of those experiencing these inequities in 2020 alone. These numbers are substantially higher for Black and Hispanic women. These health inequities are most often related to poverty (37%), pre-existing illnesses (32%) and age (26%).

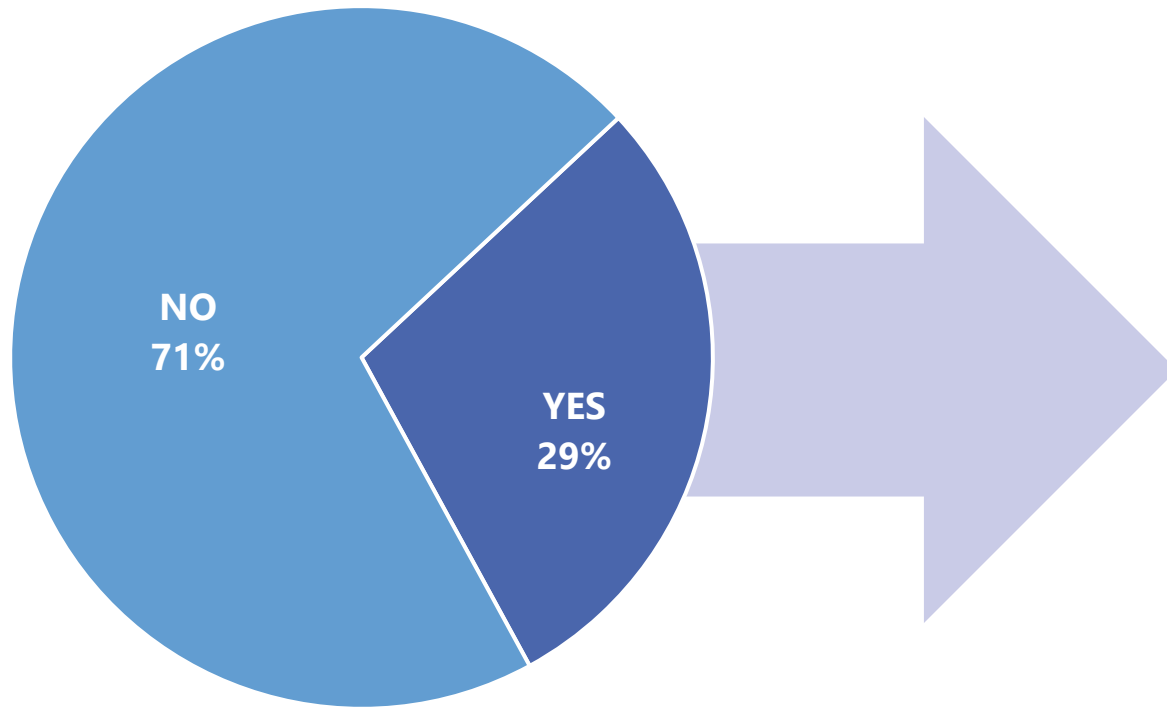
Black (46%), Hispanic (38%) and Asian women (35%) were most likely to experience health inequities related to race/ethnicity.

As a result of health inequities experienced in 2020, 1 out of 4 women were not able to afford testing to diagnose or prevent diseases (26%) and lacked access to quality healthcare (24%). The same number of women could not afford medication (24%) and were food insecure (23%).

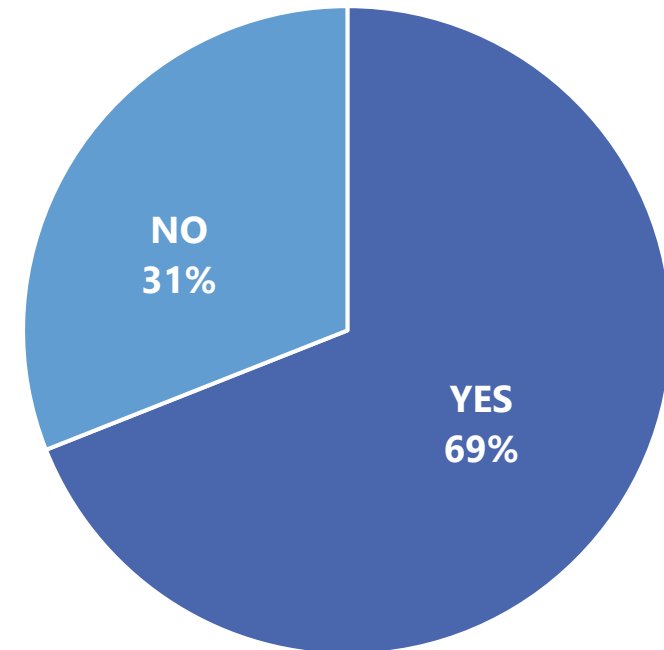
Health inequities are inequalities in health between groups of people within countries and between countries. Social, demographic and economic conditions and their effects on people's lives determine their risk of illness and the actions taken to prevent them becoming ill or treat illness when it occurs.

One out of 3 American women have experienced health inequity in the U.S. and of those, 69% experienced it during 2020.

Ever experienced health inequity in the U.S.



Experienced health inequity in the U.S. during 2020



H12. Have you ever experienced health inequity in the U.S.? Base size: n=489

H13. Have you experienced health inequity in the U.S. in the past year (during 2020)? [IF H12=YES] Base size: n=141

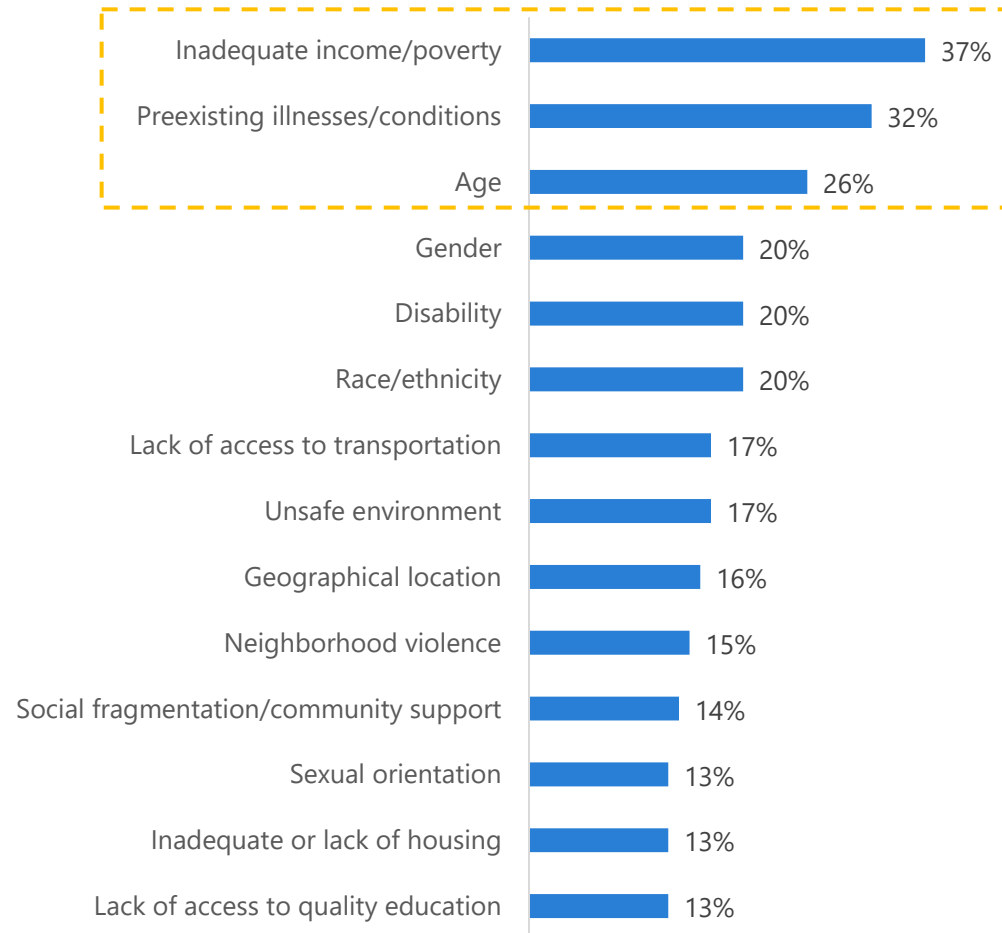
Experienced Health Inequity

HI2. Have you ever experienced health inequity in the U.S.?				
	Total GenPop Women	Black/AA Oversample Women	Hispanic Oversample Women	Asian Oversample Women
	n=489	n=256	n=246	n=245
Yes	29%	41%	41%	31%
No	71%	59%	59%	69%

HI3. Have you experienced health inequity in the U.S. in the past year (during 2020)?				
	Total GenPop Women	Black/AA Oversample Women	Hispanic Oversample Women	Asian Oversample Women
	n=141	n=106	n=102	n=77*
Yes	69%	77%	77%	64%
No	31%	23%	23%	36%

One-third of women said they experienced health inequities due to inadequate income/poverty and preexisting conditions. One-fourth experienced health inequities due to their age.

Health Inequities Experienced



[IF H12=YES] Base size: n=141

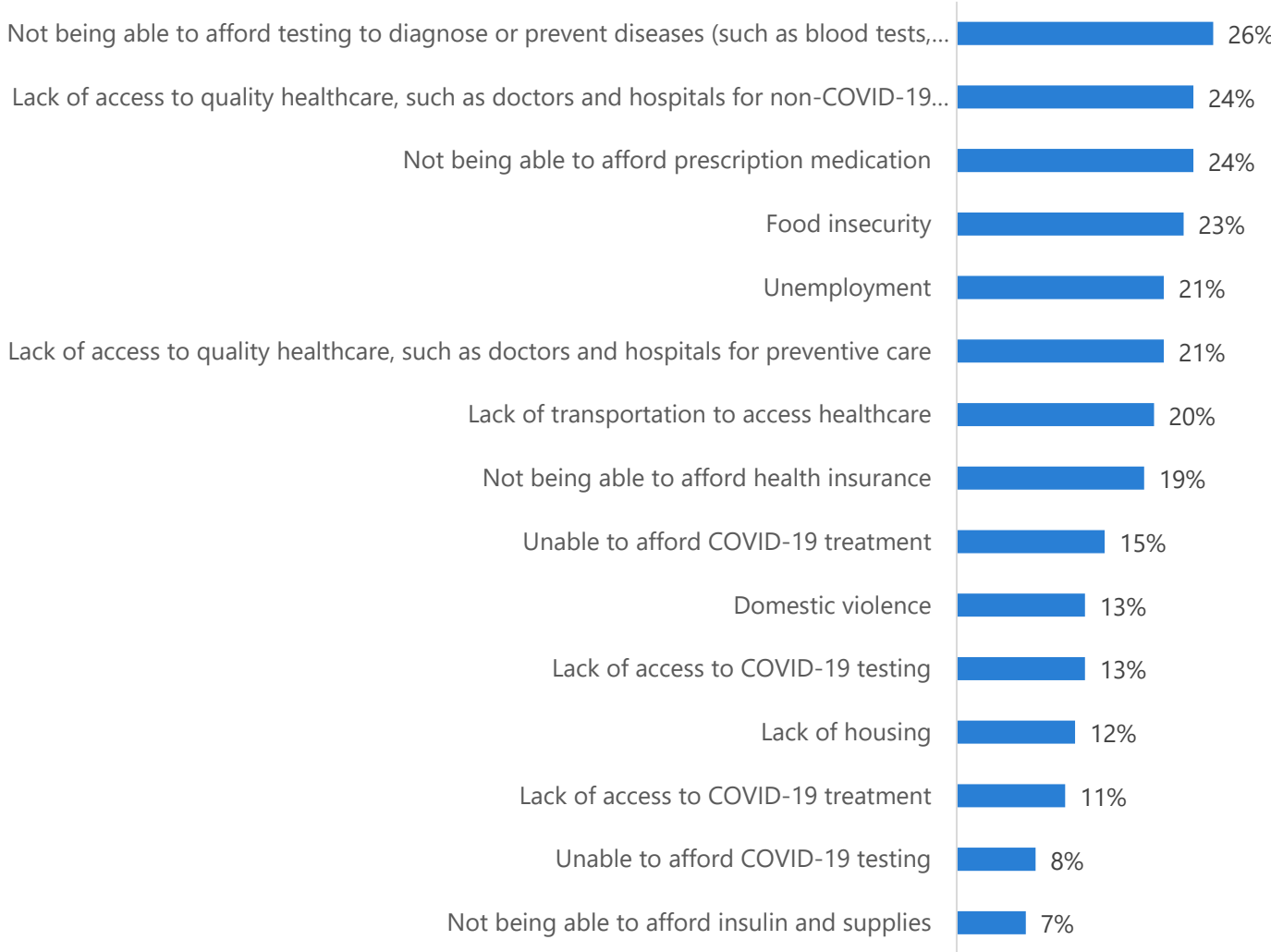
HI4. Which of the following health inequities have you experienced?

Health Inequities Experienced

<i>[IF H12=YES]</i>				
HI4. Which of the following health inequities have you experienced?				
<i>Health inequities based on:</i>	Total GenPop Women	Black/AA Oversample Women	Hispanic Oversample Women	Asian Oversample Women
	n=141	n=106	n=102	n=77*
Inadequate income/poverty	37%	19%	22%	22%
Preexisting illnesses/conditions	32%	17%	23%	6%
Age	26%	22%	34%	27%
Race/ethnicity	20%	46%	38%	35%
Gender	20%	22%	25%	23%
Disability	20%	17%	14%	12%
Lack of access to transportation	17%	20%	20%	9%
Unsafe environment	17%	11%	23%	18%
Geographical location	16%	10%	13%	13%
Neighborhood violence	15%	12%	13%	8%
Social fragmentation/community support	14%	6%	14%	12%
Sexual orientation	13%	18%	11%	10%
Lack of access to quality education	13%	13%	13%	12%
Inadequate or lack of housing	13%	9%	11%	4%

In the past year, unaffordable diagnoses and tests was the top health inequities experienced.

Experiences as a Result of Health Inequities



[IF H12=YES] Base size: n=141

H15. In the past year, which of the following did you experience as a result of those health inequities?

Experienced as a Result of Health Inequities

[IF H12=YES]

H15. In the past year, which of the following did you experience as a result of those health inequities?

	Total GenPop Women	Black/AA Oversample Women	Hispanic Oversample Women	Asian Oversample Women
	n=141	n=106	n=102	n=77*
Not being able to afford testing to diagnose or prevent diseases (such as blood tests, MRIs, X-rays, mammograms, etc.)	26%	19%	18%	23%
Lack of access to quality healthcare, such as doctors and hospitals for non-COVID-19 emergencies	24%	23%	24%	23%
Not being able to afford prescription medication	24%	13%	21%	9%
Food insecurity	23%	21%	22%	16%
Unemployment	21%	16%	28%	17%
Lack of access to quality healthcare, such as doctors and hospitals for preventive care	21%	15%	17%	14%
Lack of transportation to access healthcare	20%	13%	12%	13%
Not being able to afford health insurance	19%	16%	21%	21%
Unable to afford COVID-19 treatment	15%	9%	11%	9%
Domestic violence	13%	14%	16%	9%
Lack of access to COVID-19 testing	13%	14%	16%	21%
Lack of housing	12%	16%	11%	12%
Lack of access to COVID-19 treatment	11%	16%	18%	14%
Unable to afford COVID-19 testing	8%	10%	12%	10%
Not being able to afford insulin and supplies	7%	14%	14%	6%

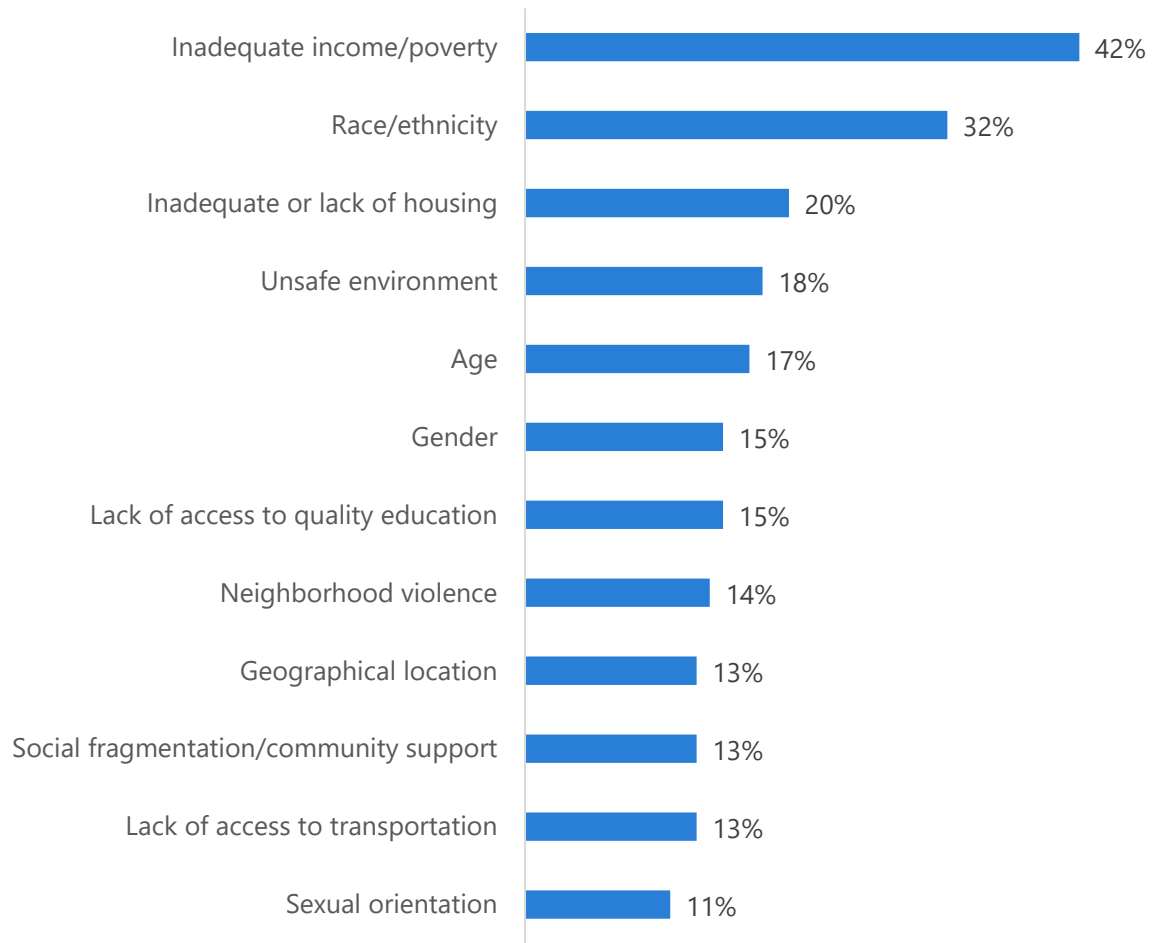
In 2021, U.S. women feel that health inequities related to poverty and race/ethnicity must be addressed.

Inadequate income/poverty (42%), race/ethnicity (32%) and lack of/inadequate housing (20%) related health inequities are the three top issues that must be addressed in 2021. Race/ethnicity-driven health inequities is a priority for half of Black women (48%).

Half of all women believe that it is the responsibility of the federal government (52%) to close the gap on health inequities, followed by health insurance providers (35%), hospitals (27%) and HCPs (27%).

Inadequate income/poverty is the most important health inequity women want addressed in 2021.

Health Inequities To Be Addressed in 2021



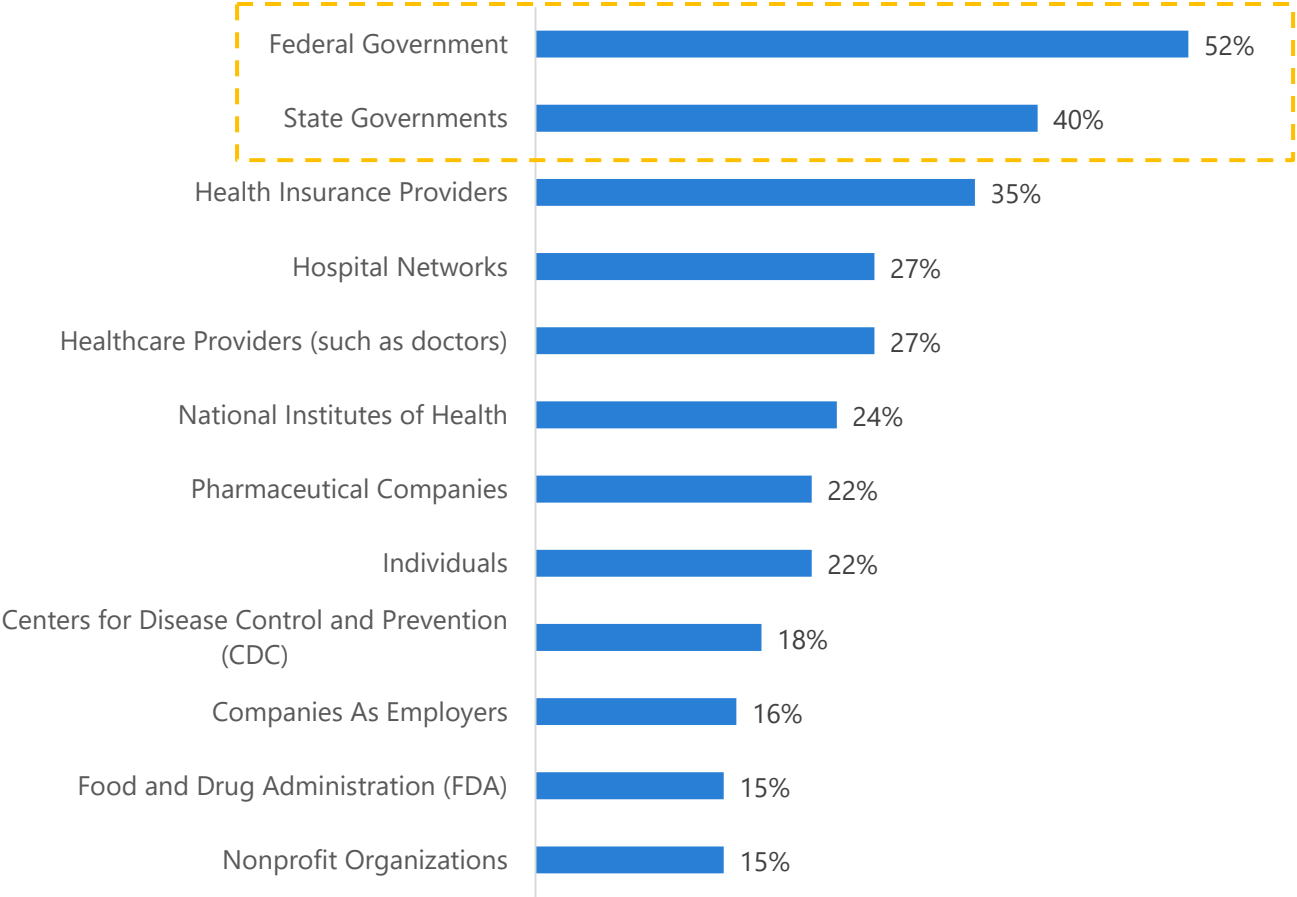
Base size: n=489
HI6. Which of the following health inequities do you feel must be addressed in 2021? (Select top 3)

Health Inequities That Must be Addressed in 2021

HI6. Which of the following health inequities do you feel must be addressed in 2021? <i>(Select top 3)</i>				
<i>Health inequities based on:</i>	Total GenPop Women	Black/AA Oversample Women	Hispanic Oversample Women	Asian Oversample Women
	n=489	n=256	n=246	n=245
Inadequate income/poverty	42%	34%	32%	39%
Race/ethnicity	32%	48%	46%	44%
Inadequate or lack of housing	20%	19%	20%	21%
Unsafe environment	18%	17%	16%	18%
Age	17%	14%	17%	14%
Gender	15%	15%	18%	14%
Lack of access to quality education	15%	17%	24%	18%
Neighborhood violence	14%	15%	14%	8%
Geographical location	13%	12%	6%	15%
Social fragmentation/community support	13%	13%	12%	16%
Lack of access to transportation	13%	11%	8%	9%
Sexual orientation	11%	14%	19%	13%

The majority of women believe the government (federal and state) are responsible for closing the gap on health inequities.

Institutions Responsible for Closing the Gap on Health Inequities



Base size: n=489
HI7. Which of the following institutions do you feel are responsible for closing the gap on health inequities?

Responsible for Closing the Gap on Health Inequities

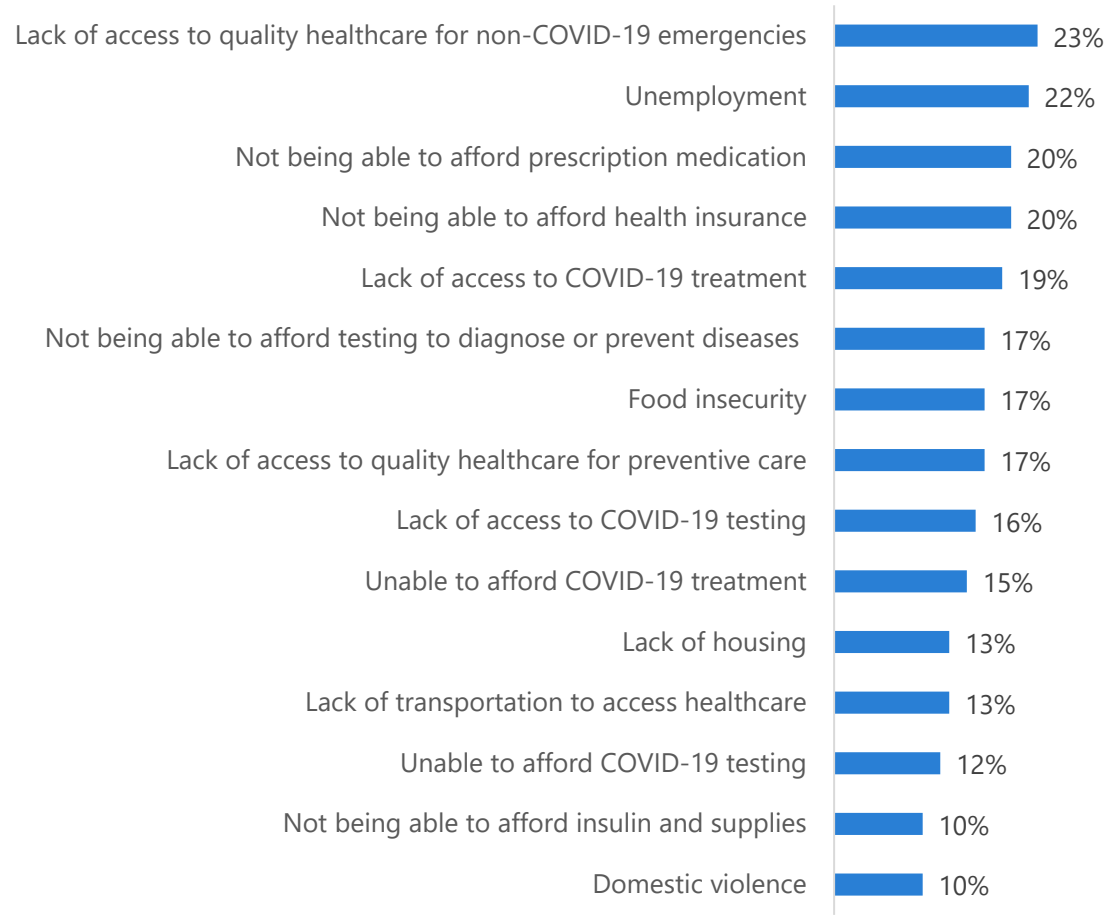
HI7. Which of the following institutions do you feel are responsible for closing the gap on health inequities?				
	Total GenPop Women	Black/AA Oversample Women	Hispanic Oversample Women	Asian Oversample Women
	n=489	n=256	n=246	n=245
Federal Government	52%	49%	57%	62%
State Governments	40%	39%	42%	51%
Health Insurance Providers	35%	35%	33%	42%
Hospital Networks	27%	28%	29%	35%
Healthcare Providers (such as doctors)	27%	28%	30%	29%
National Institutes of Health	24%	19%	16%	25%
Pharmaceutical Companies	22%	22%	24%	25%
Individuals	22%	18%	22%	27%
Centers for Disease Control and Prevention (CDC)	18%	25%	23%	21%
Companies As employers	16%	13%	20%	23%
Food and Drug Administration (FDA)	15%	18%	21%	20%
Nonprofit Organizations	15%	14%	17%	19%

The healthcare challenges women anticipate facing in 2021 center on access to quality healthcare, unemployment, and not being able to afford prescription medication and health insurance.

In 2021, 1 out of 5 women anticipate facing a lack of access to quality healthcare for non-COVID-19 emergencies (23%), unemployment (22%), and not being able to afford health insurance (20%) or prescription medications (20%). Hispanic (32%) and Asian women (33%) are most likely to anticipate facing unemployment. Black women are most likely to anticipate facing lack of access to quality healthcare (25%) in 2021.

Lack of access to non-COVID-19 healthcare needs and unemployment were among the top healthcare challenges women anticipate facing this year.

Healthcare Challenges Americans Anticipate Facing in 2021



Base size: n=489
H18. Which of the following healthcare challenges do you anticipate facing in 2021?

Healthcare Challenges Anticipated in 2021

HI8. Which of the following healthcare challenges do you anticipate facing in 2021?				
	Total GenPop Women	Black/AA Oversample Women	Hispanic Oversample Women	Asian Oversample Women
	n=489	n=256	n=246	n=245
Lack of access to quality healthcare, such as doctors and hospitals for non-COVID-19 emergencies	23%	25%	24%	28%
Unemployment	22%	25%	32%	33%
Not being able to afford prescription medication	20%	20%	20%	17%
Not being able to afford health insurance	20%	21%	22%	25%
Lack of access to COVID-19 treatment	19%	23%	24%	34%
Not being able to afford testing to diagnose or prevent diseases (such as blood tests, MRIs, X-rays, mammograms, etc.)	17%	20%	17%	20%
Food insecurity	17%	14%	20%	17%
Lack of access to quality healthcare, such as doctors and hospitals for preventive care	17%	18%	23%	20%
Lack of access to COVID-19 testing	16%	17%	19%	23%
Unable to afford COVID-19 treatment	15%	22%	21%	29%
Lack of housing	13%	13%	21%	16%
Lack of transportation to access healthcare	13%	14%	15%	14%
Unable to afford COVID-19 testing	12%	17%	19%	18%
Not being able to afford insulin and supplies	10%	12%	17%	8%
Domestic violence	10%	13%	14%	10%

TRUST AND EXPECTATIONS OF HEALTHCARE INSTITUTIONS

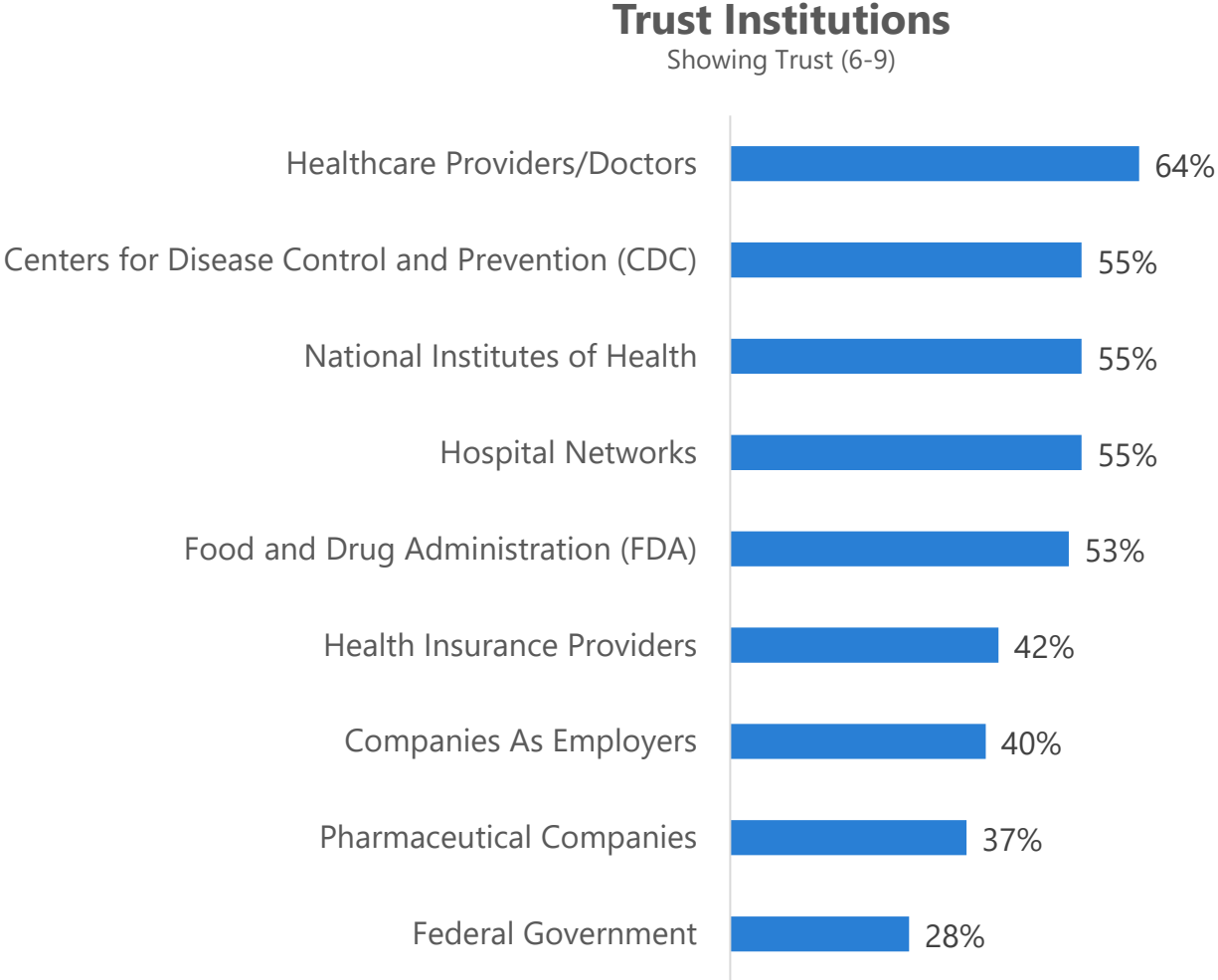
Women in the U.S. have the most trust in HCPs, the CDC and the NIH to do what is right.

Most women trust HCPs (64%) to do what is right and are least likely to trust companies as employers (40%), pharmaceutical companies (37%) and the federal government (28%).

A quarter of women (25%) feel that their trust in pharmaceutical companies eroded in 2020. This breakdown in trust was most often driven by drug pricing (45%) and, specifically, companies increasing the cost of insulin exponentially to increase profits, making it unaffordable for those who depend on it to save their lives (34%). Only by addressing the cost of medicines can pharma regain the trust of women in the U.S. (48%).

The fast-track vaccine process does raise the bar, and women question if that same approach can be used to develop better treatments for chronic diseases and life-threatening illnesses (53%).

American women have the most trust for HCPs and doctors, followed by health organizations like the CDC and NIH. Only 3 in 10 trust the federal government.



Base size: n=489
R4. Please indicate how much you trust the following institutions to do what is right on a scale of 1 to 9 where 1 is not at all trust and 9 is completely trust and 5 is neither trust or distrust.

Trust in Healthcare Institutions

R4. Please indicate how much you trust the following institutions to do what is right on a scale of 1 to 9 where 1 is not at all trust and 9 is completely trust and 5 is neither trust or distrust. (Scale: 1-9)

<i>SHOWING % SAY "TRUST (6-9)"</i>	Total GenPop Women	Black/AA Oversample Women	Hispanic Oversample Women	Asian Oversample Women
	n=489	n=256	n=246	n=245
Healthcare Providers/Doctors	64%	58%	62%	65%
Hospital Networks	55%	51%	51%	56%
Centers for Disease Control and Prevention (CDC)	55%	51%	50%	60%
National Institutes of Health	55%	46%	54%	58%
Food and Drug Administration (FDA)	53%	49%	46%	57%
Health Insurance Providers	42%	41%	40%	41%
Companies As Employers	40%	41%	37%	37%
Pharmaceutical Companies	37%	36%	35%	37%
Federal Government	28%	29%	25%	28%

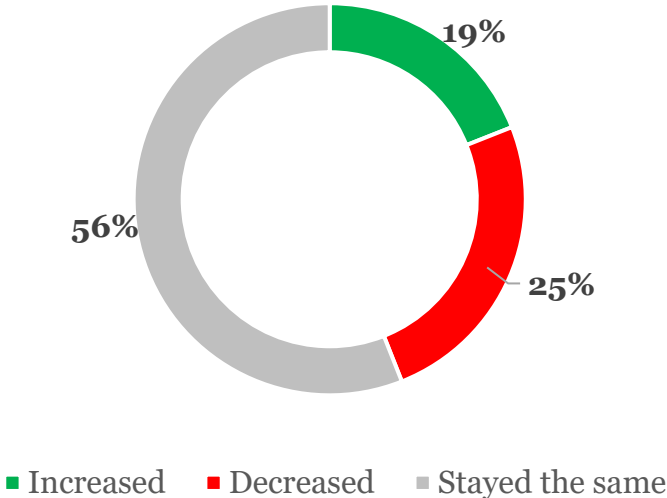
Trust in Healthcare Institutions

R4. Please indicate how much you trust the following institutions to do what is right on a scale of 1 to 9 where 1 is not at all trust and 9 is completely trust and 5 is neither trust or distrust. (Scale: 1-9)

<i>SHOWING MEAN RATING</i>	Total GenPop Women	Black/AA Oversample Women	Hispanic Oversample Women	Asian Oversample Women
	n=489	n=256	n=246	n=245
Healthcare Providers/Doctors	6.21	6.01	6.22	6.33
Centers for Disease Control and Prevention (CDC)	5.91	5.59	5.67	6.04
National Institutes of Health	5.87	5.57	5.80	5.94
Hospital Networks	5.82	5.64	5.68	5.64
Food and Drug Administration (FDA)	5.75	5.54	5.52	5.88
Companies As Employers	5.30	5.26	5.10	5.20
Health Insurance Providers	5.20	5.19	5.14	5.29
Pharmaceutical Companies	4.80	4.89	4.81	4.99
Federal Government	4.34	4.32	4.09	4.42

Trust in pharma has decreased for 1 out of 4 women. This erosion in trust has been driven by unaffordable drug prices and increasing the cost of insulin exponentially. For nearly a third of women, this shows a lack of responsibility and accountability to society.

Trust in Pharmaceutical Companies in 2020 Compared to 2019



Eroded Trust in Pharmaceutical Companies



Base size: n=489
 R5. Has your trust in pharmaceutical companies increased, decreased or stayed the same in 2020 as compared to 2019?
 R6. Which of the following has eroded your trust in pharmaceutical companies?

Trust in Pharmaceutical Companies in 2020

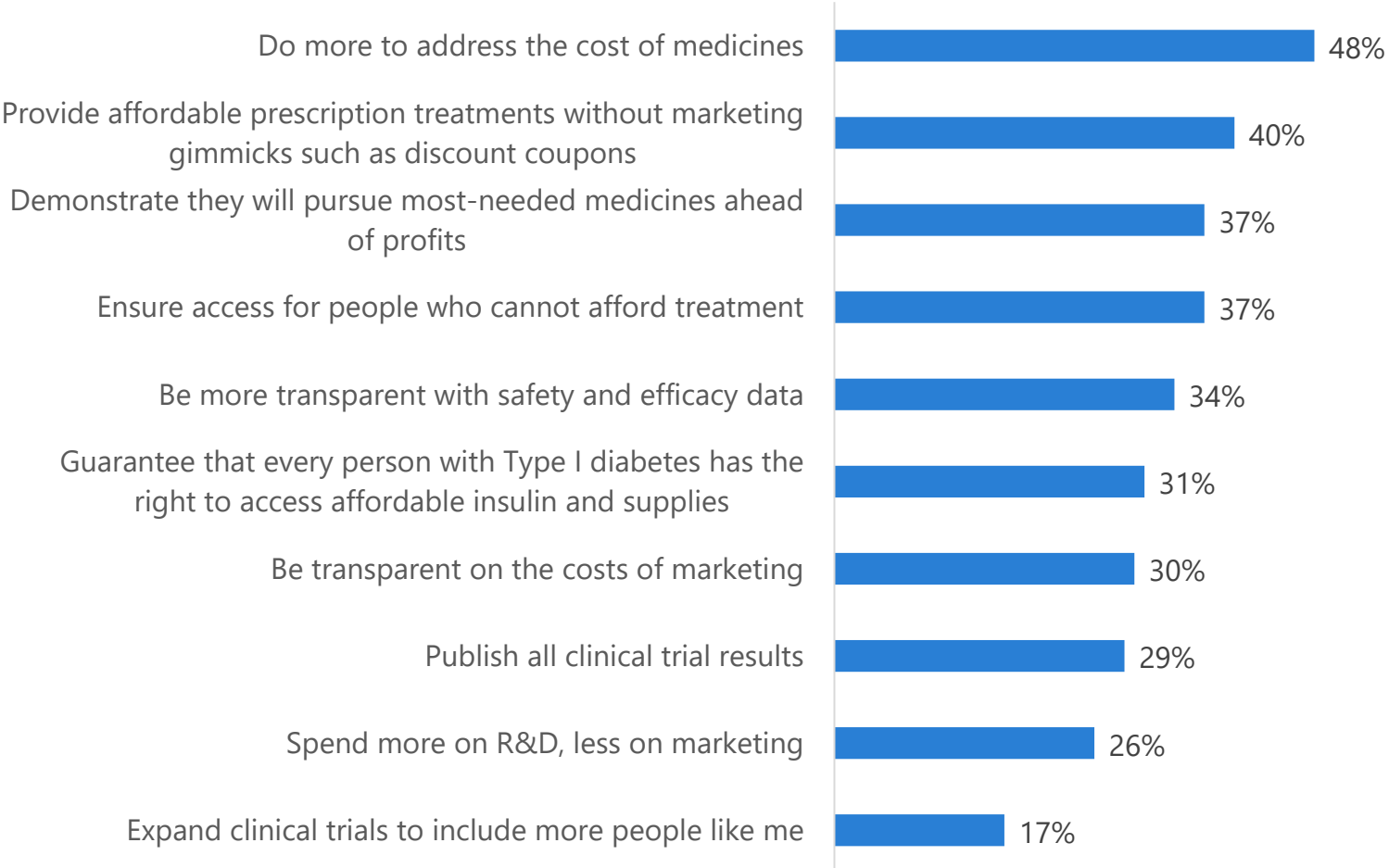
R5. Has your trust in pharmaceutical companies increased, decreased or stayed the same in 2020 as compared to 2019?				
	Total GenPop Women	Black/AA Oversample Women	Hispanic Oversample Women	Asian Oversample Women
	n=489	n=256	n=246	n=245
Increased	19%	26%	24%	24%
Decreased	25%	33%	28%	23%
Stayed the same	56%	41%	48%	53%

Drivers of Eroded Trust in Pharmaceutical Companies

R6. Which of the following has eroded your trust in pharmaceutical companies?				
	Total GenPop Women	Black/AA Oversample Women	Hispanic Oversample Women	Asian Oversample Women
	n=489	n=256	n=246	n=245
Unaffordable drug prices	45%	34%	40%	51%
Charging higher drug prices in the U.S. as compared to outside the U.S.	40%	28%	34%	40%
Increasing the cost of insulin exponentially, to increase profits, making it unaffordable for Americans who depend on it to save their lives	34%	32%	37%	37%
Companies not taking products off the market when the company is in the courts defending the safety of those products	30%	27%	29%	25%
Lack of responsibility and accountability to society	29%	30%	31%	33%
Developing and marketing addictive products	28%	23%	24%	28%
Developing devices for women such as implants and vaginal slings which have been reported by patients to be unsafe	22%	26%	24%	20%
Direct-to-consumer advertising that is misleading	21%	19%	22%	22%
Other	1%	0%	1%	0%
Nothing has eroded my trust	21%	18%	23%	17%

American women indicate trust within pharmaceutical companies can be regained if they address costs of medicines and provide affordable prescription treatments.

Regaining Trust With Pharmaceutical Companies

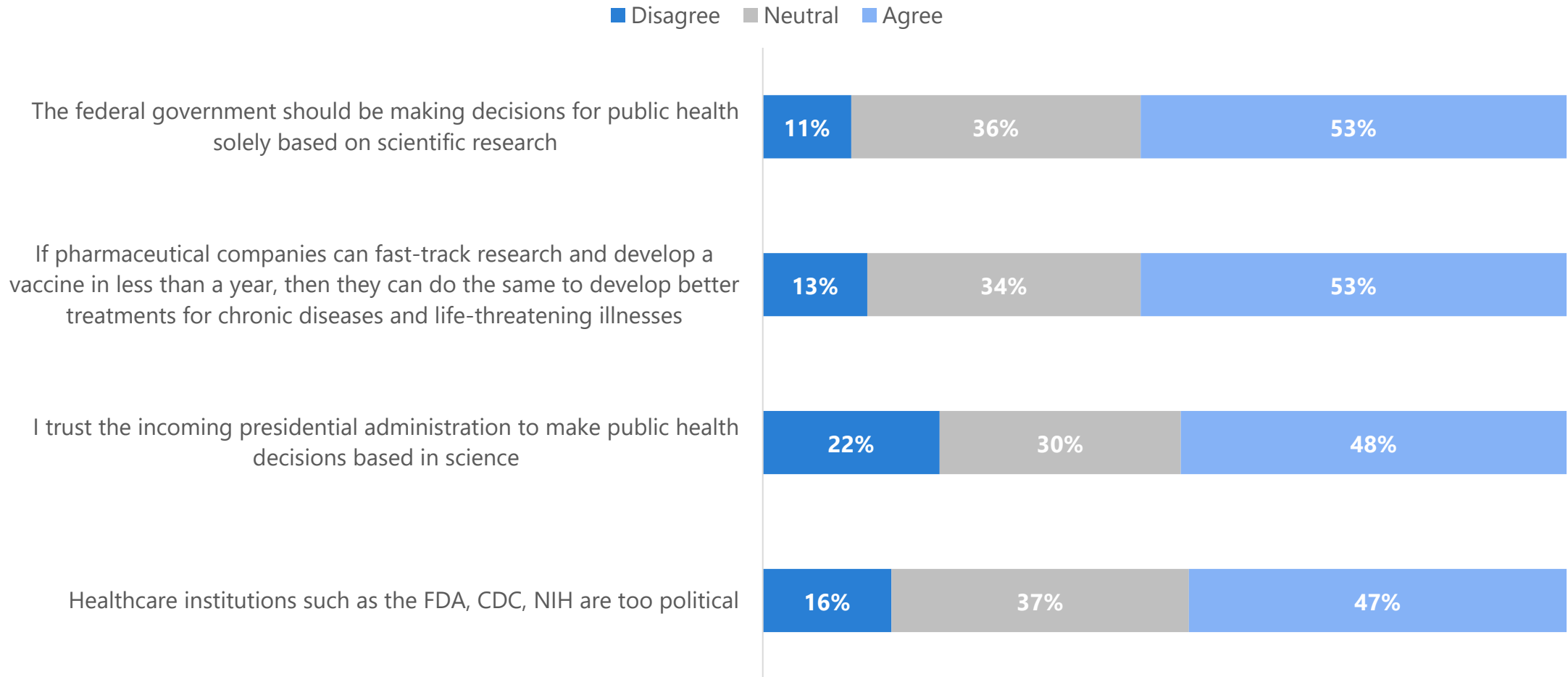


Base size: n=489
R7. What can Pharmaceutical Companies do to regain your trust?

How to Regain Trust in Pharmaceutical Companies

R7. What can pharmaceutical companies do to regain your trust?				
	Total GenPop Women	Black/AA Oversample Women	Hispanic Oversample Women	Asian Oversample Women
	n=489	n=256	n=246	n=245
Do more to address the cost of medicines	48%	39%	39%	49%
Provide affordable prescription treatments without marketing gimmicks such as discount coupons	40%	30%	34%	39%
Demonstrate they will pursue most-needed medicines ahead of profits	37%	26%	32%	38%
Ensure access for people who cannot afford treatment	37%	32%	44%	43%
Be more transparent with safety and efficacy data	34%	39%	31%	41%
Guarantee that every person with Type I diabetes has the right to access affordable insulin and supplies	31%	29%	35%	29%
Be transparent on the costs of marketing	30%	27%	32%	38%
Publish all clinical trials results	29%	25%	29%	29%
Spend more on R&D, less on marketing	26%	20%	24%	33%
Expand clinical trials to include more people like me	17%	24%	25%	22%
Other	3%	4%	2%	3%

Over half of women agree that the federal government should be making public health decisions solely based on scientific research, and pharma companies should fast-track treatments for other diseases.



Base size: n=489

V4. Please indicate if you agree or disagree with the following statements. (Scale: Strongly disagree, Disagree, Neither disagree nor agree, Agree, Strongly agree)

Agreement Statements

V4. Please indicate if you agree or disagree with the following statements. <i>(Scale: Strongly disagree, Disagree, Neither disagree nor agree, Agree, Strongly agree)</i>				
<i>SHOWING % SAYING "AGREE" AND "DISAGREE"</i>	Total GenPop Women	Black/AA Oversample Women	Hispanic Oversample Women	Asian Oversample Women
	n=489	n=256	n=246	n=245
The federal government should be making decisions for public health solely based on scientific research	53% 11%	50% 17%	46% 13%	61% 9%
If pharmaceutical companies can fast-track research and develop a vaccine in less than a year, then they can do the same to develop better treatments for chronic diseases and life-threatening illnesses	53% 13%	46% 21%	46% 15%	50% 13%
I trust the incoming presidential administration to make public health decisions based in science	48% 22%	47% 20%	45% 21%	57% 15%
Healthcare institutions such as the FDA, CDC, NIH are too political	47% 16%	41% 23%	47% 12%	45% 12%

RESPONDENT DEMOGRAPHICS

Gender

S1. What do you identify as?				
	Total GenPop Women	Black/AA Oversample Women	Hispanic Oversample Women	Asian Oversample Women
	n=489	n=256	n=246	n=245
Male	0%	0%	0%	0%
Female	100%	98%	99%	98%
Transgender identify as male	0%	0%	0%	0%
Transgender identify as female	0%	2%	1%	2%
Genderqueer/ Gender Non-conforming	0%	0%	0%	0%
Different Identity	0%	0%	0%	0%
Prefer not to say	0%	0%	0%	0%

Ethnicity

S4. Which of the following best describes your ethnicity?				
	Total GenPop Women	Black/AA Oversample Women	Hispanic Oversample Women	Asian Oversample Women
	n=489	n=256	n=246	n=245
White/Caucasian	75%	0%	0%	0%
Black/African-American/African descent	10%	100%	0%	0%
Asian	7%	0%	0%	100%
Hispanic/Latinx	6%	0%	100%	0%
Multiracial	1%	0%	0%	0%
Another race	1%	0%	0%	0%

Generation

S2. What is your age?				
	Total GenPop Women	Black/AA Oversample Women	Hispanic Oversample Women	Asian Oversample Women
	n=489	n=256	n=246	n=245
18-23 (Gen Z)	14%	37%	54%	28%
24-39 (Millennial)	36%	25%	21%	32%
40-55 (Gen X)	35%	22%	20%	25%
56-73 (Boomer)	11%	12%	4%	9%
74+ (Silent)	4%	4%	1%	6%

Region

S3. What state do you live in?				
	Total GenPop Women	Black/AA Oversample Women	Hispanic Oversample Women	Asian Oversample Women
	n=489	n=256	n=246	n=245
Northeast	20%	15%	18%	23%
Midwest	22%	18%	13%	8%
South	40%	59%	38%	21%
West	18%	8%	31%	48%

Household Income

S5. Which of the following includes your total household income BEFORE TAXES?				
	Total GenPop Women	Black/AA Oversample Women	Hispanic Oversample Women	Asian Oversample Women
	n=489	n=256	n=246	n=245
Less than \$25,000	20%	24%	24%	9%
\$25,000 to \$29,999	8%	14%	12%	4%
\$30,000 to \$34,999	8%	5%	7%	5%
\$35,000 to \$39,999	4%	6%	6%	4%
\$40,000 to \$49,999	7%	9%	7%	8%
\$50,000 to \$59,999	7%	7%	11%	6%
\$60,000 to \$74,999	9%	6%	4%	6%
\$75,000 to \$99,999	11%	7%	13%	13%
\$100,000 to \$124,999	8%	7%	6%	12%
\$125,000 to \$149,999	6%	4%	3%	12%
\$150,000 to \$199,999	4%	4%	2%	8%
\$200,000 or more	5%	5%	2%	12%
Prefer not to answer	1%	2%	3%	2%

Setting Live In

D1. Which one of the following best describes the setting of where you live?				
	Total GenPop Women	Black/AA Oversample Women	Hispanic Oversample Women	Asian Oversample Women
	n=489	n=256	n=246	n=245
Suburban	49%	43%	42%	60%
Urban	26%	36%	39%	33%
Rural	22%	18%	16%	6%
I'd prefer not to say	3%	3%	3%	1%

Employment Status

D2. What is your current employment status?				
	Total GenPop Women	Black/AA Oversample Women	Hispanic Oversample Women	Asian Oversample Women
	n=489	n=256	n=246	n=245
Employed full time	38%	39%	33%	45%
Retired	16%	13%	4%	11%
Employed part time	12%	15%	21%	11%
Homemaker	11%	5%	10%	6%
Not employed and not looking for work	9%	6%	11%	12%
Self-employed	6%	9%	5%	6%
Became unemployed as a result of the Coronavirus/COVID-19 and currently looking for employment	4%	5%	7%	4%
Became unemployed before the Coronavirus/COVID-19 and currently looking for employment	3%	6%	7%	4%
On furlough as a result of the Coronavirus/COVID-19	1%	3%	2%	0%
Armed Forces/Military	0%	1%	1%	0%

Health Insurance in 2020

D4. Do you have health insurance in 2020?				
	Total GenPop Women	Black/AA Oversample Women	Hispanic Oversample Women	Asian Oversample Women
	n=489	n=256	n=246	n=245
Yes	87%	84%	86%	93%
No	13%	16%	14%	7%

Identify As

D3. Do you identify as:				
	Total GenPop Women	Black/AA Oversample Women	Hispanic Oversample Women	Asian Oversample Women
	n=489	n=256	n=246	n=245
Heterosexual or straight	86%	81%	78%	84%
Bisexual	5%	9%	13%	7%
Lesbian	4%	3%	3%	2%
Gay	1%	1%	1%	1%
Not listed above (please specify)	1%	2%	4%	3%
Prefer not to answer	2%	4%	2%	3%

Relationship Status

D6. Which of the following best describes your relationship status?				
	Total GenPop Women	Black/AA Oversample Women	Hispanic Oversample Women	Asian Oversample Women
	n=489	n=256	n=246	n=245
Married	43%	24%	24%	37%
Single	29%	43%	41%	42%
In a relationship	8%	13%	16%	10%
Living with a partner but not married	8%	7%	13%	5%
Divorced	7%	7%	5%	3%
Widowed	5%	6%	1%	3%

Parental Status

D7. Are you the parent or guardian of a child?				
	Total GenPop Women	Black/AA Oversample Women	Hispanic Oversample Women	Asian Oversample Women
	n=489	n=256	n=246	n=245
Yes	46%	42%	37%	36%
No	54%	58%	63%	64%



FLEISHMAN
HILLARD

TRUE GLOBAL
INTELLIGENCE

INFORMATION

FOR QUESTIONS RELATED TO THIS STUDY CONTACT:

Catherine Reynolds

Senior Vice President

Global Healthcare Insights and Reputation

Catherine.Reynolds@trueglobalintelligence.com

FOR COMMUNICATIONS SUPPORT CONTACT:

Anne de Schweinitz

Global Managing Director

Healthcare

Anne.deSchweinitz@fleishman.com